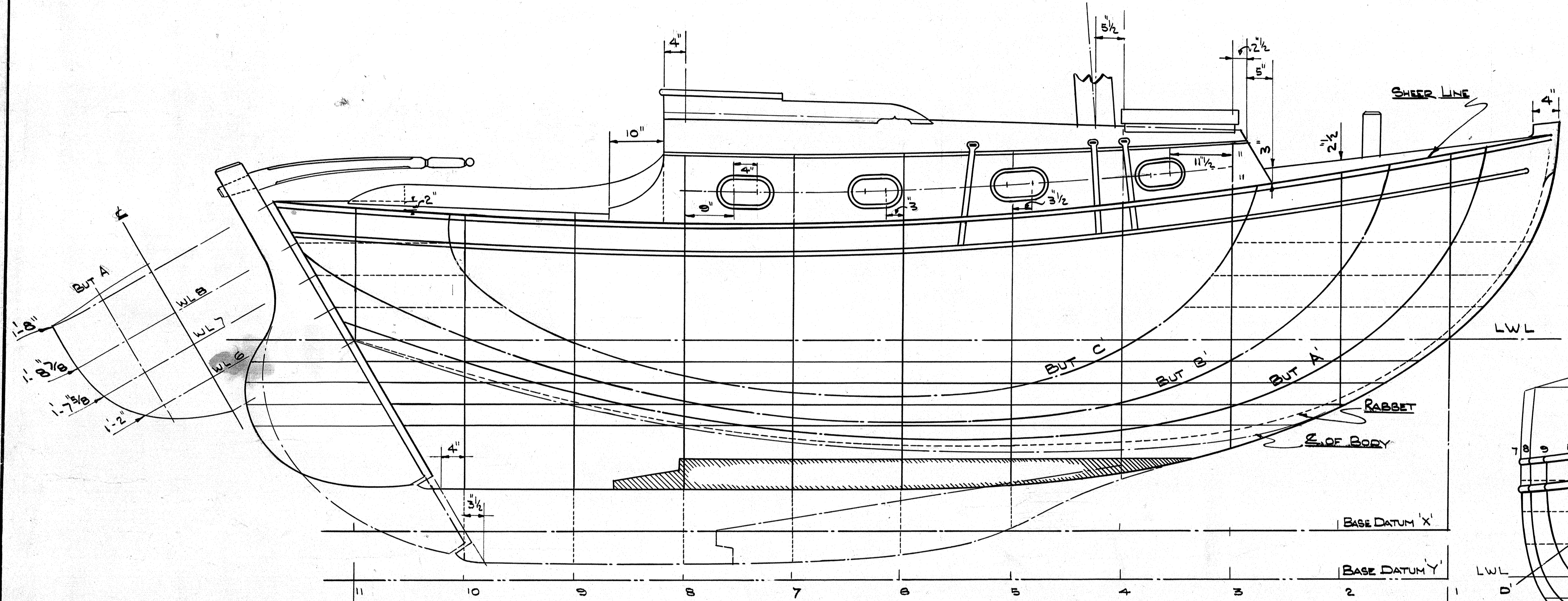
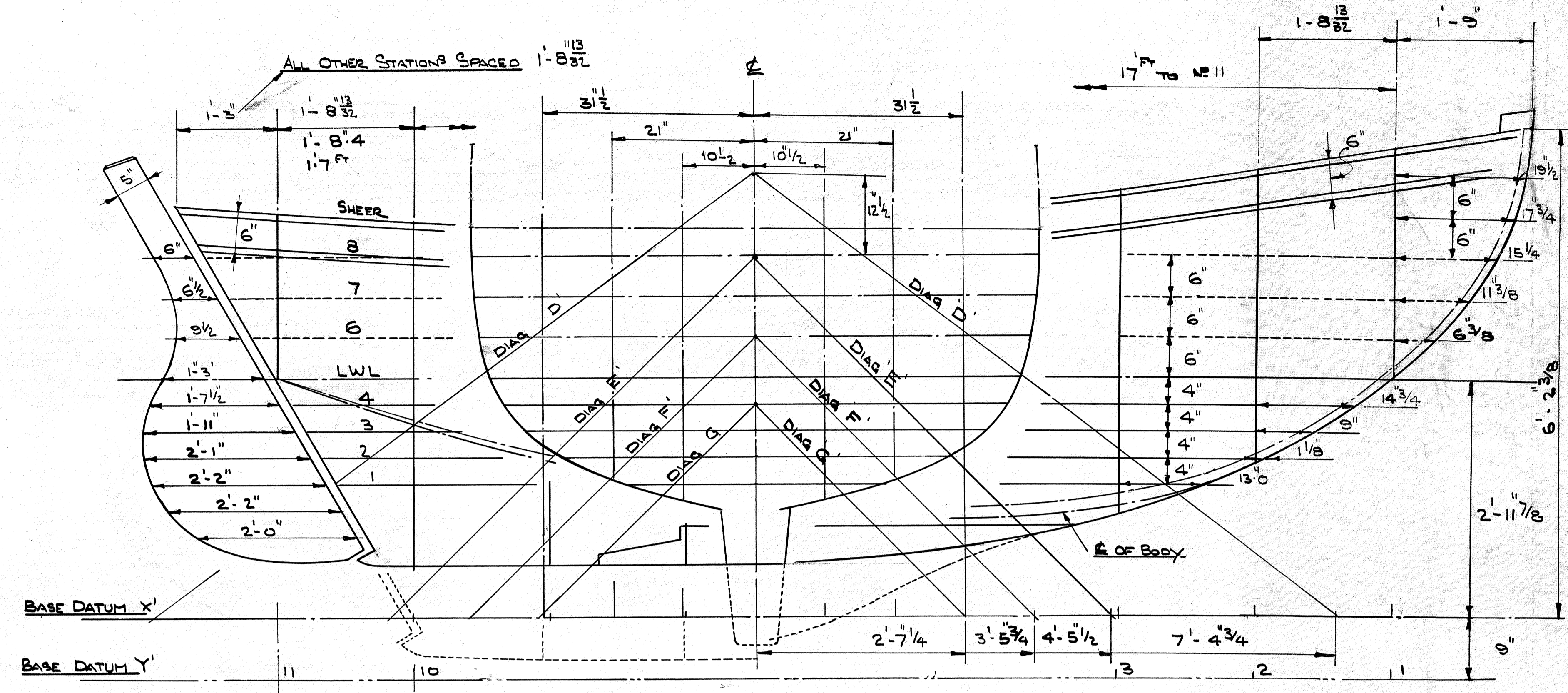


| STATION | 11 | 10 | 9 | 8 | 7 | 6 | 5 | 4 | 3 | 2 | 1 |
|-------------|-------|-------|-------|-------|-------|-------|-------|-------|-------|-------|-------|
| LEAD TOP | 0-3-7 | 0-3-7 | 0-3-7 | 0-3-7 | 0-3-7 | 0-3-7 | 0-3-7 | 0-3-7 | 0-3-7 | 0-3-7 | 0-3-7 |
| LEAD BOTTOM | 0-4-4 | 0-4-4 | 0-4-4 | 0-4-4 | 0-4-4 | 0-4-4 | 0-4-4 | 0-4-4 | 0-4-4 | 0-4-4 | 0-4-4 |

CAST IRON BALLAST KEEL FOR C.B. TYPE
LEAD AND CAST IRON BALLAST KEEL FOR FIXED KEEL TYPE



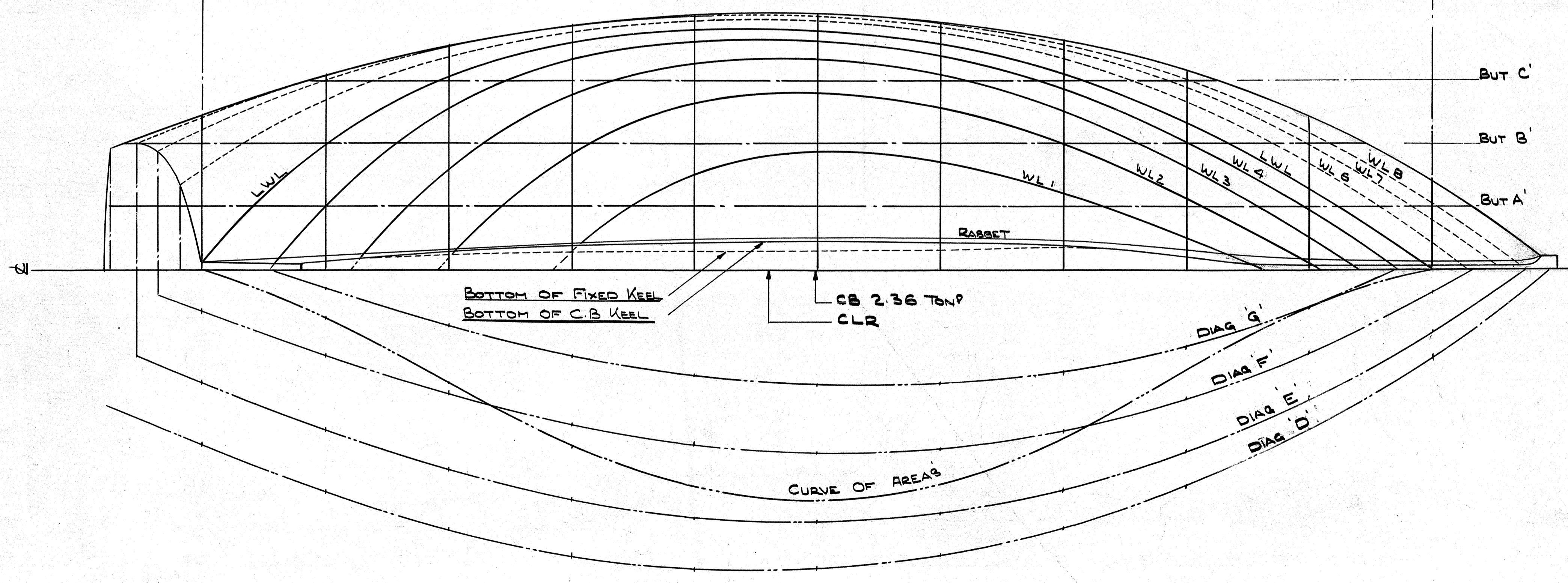
NOTE!
LINES TO OUTSIDE OF PLANKING
PLANKING TO BE 3/4" THICK FINISHED



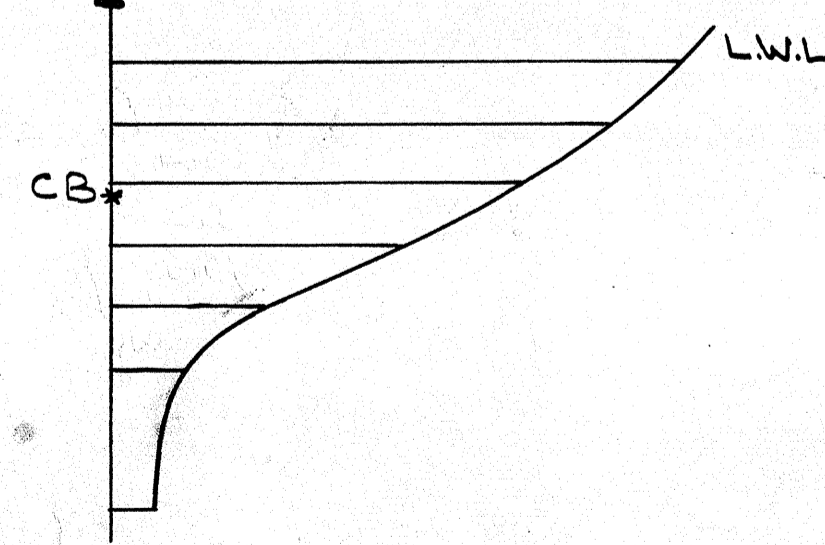
OFFSETS IN FEET INCHES AND EIGHTHS TO OUTSIDE OF PLANKING

| STATION | STERN | 11 | 10 | 9 | 8 | 7 | 6 | 5 | 4 | 3 | 2 | 1 | BOW | STATION |
|-------------|-------|--------|--------|--------|--------|--------|--------|--------|--------|----------|----------|----------|--------|-------------|
| SHEER | 5-1-4 | 5-0-4 | 4-11-2 | 4-10-1 | 4-9-4 | 4-8-5 | 4-10-0 | 4-11-2 | 5-1-2 | 5-3-7 | 5-7-0 | 5-10-4 | 6-2-3 | SHEER |
| BUTTOCK C' | — | — | 4-0-0 | 2-11-0 | 2-5-0 | 2-2-0 | 2-1-1 | 2-2-6 | 2-10-0 | 4-4-4 | — | — | — | BUTTOCK C' |
| BUTTOCK B' | — | 3-5-2 | 3-0-1 | 2-5-1 | 2-0-3 | 1-9-2 | 1-8-3 | 1-8-6 | 1-11-5 | 2-7-5 | 4-0-3 | — | — | BUTTOCK B' |
| BUTTOCK A' | — | 3-2-4 | 2-7-6 | 2-1-7 | 1-9-3 | 1-6-4 | 1-5-1 | 1-5-1 | 1-6-4 | 1-10-7 | 2-7-2 | 4-4-4 | — | BUTTOCK A' |
| E BODY | — | 2-11-7 | 2-4-6 | 1-11-2 | 1-7-1 | 1-4-4 | 1-3-0 | 1-2-4 | 1-2-7 | 1-4-6 | 1-11-0 | 2-11-7 | — | E BODY |
| KEEL BOTTOM | — | 0-7-6 | 0-7-6 | 0-7-6 | 0-7-6 | 0-7-6 | 0-7-6 | 0-7-6 | 0-8-4 | 0-10-5 | 1-3-0 | 1-11-0 | 2-11-7 | KEEL BOTTOM |
| SHEER | 1-8-0 | 2-1-4 | 2-8-2 | 3-1-2 | 3-4-3 | 3-6-4 | 3-6-5 | 3-5-1 | 3-2-2 | 2-8-1 | 2-1-4 | 1-2-6 | — | SHEER |
| WL B | 1-8-7 | 2-1-0 | 2-8-2 | 3-1-1 | 3-4-1 | 3-6-0 | 3-6-2 | 3-4-6 | 3-1-3 | 2-7-5 | 1-10-4 | 0-11-0 | — | WL B |
| WL 7 | 1-7-5 | 1-11-0 | 2-7-4 | 3-0-6 | 3-4-0 | 3-6-7 | 3-5-7 | 3-4-1 | 3-0-3 | 2-6-1 | 1-8-4 | 0-7-2 | — | WL 7 |
| WL 6 | 1-2-8 | 1-4-2 | 2-4-0 | 2-11-3 | 3-3-3 | 3-5-2 | 3-5-1 | 3-3-3 | 2-11-0 | 2-3-6 | 1-5-5 | 0-4-4 | — | WL 6 |
| LWL | 0-1-8 | 0-1-1 | 1-8-3 | 2-8-0 | 3-1-4 | 3-3-5 | 3-3-4 | 3-1-4 | 2-8-2 | 2-0-3 | 1-1-1 | — | — | LWL |
| WL 4 | — | — | 0-10-4 | 2-2-5 | 2-11-0 | 3-1-5 | 3-1-6 | 2-11-4 | 2-5-6 | 1-8-0 | 0-9-5 | — | — | WL 4 |
| WL 3 | — | — | — | 1-4-5 | 2-5-0 | 2-10-1 | 2-10-5 | 2-8-4 | 2-2-2 | 1-4-7 | 0-5-4 | — | — | WL 3 |
| WL 2 | — | — | — | — | 1-7-2 | 2-3-5 | 2-5-2 | 2-2-6 | 1-9-0 | 0-11-5 | 0-1-1 | — | — | WL 2 |
| WL 1 | — | — | — | — | — | 1-3-5 | 1-7-4 | 1-5-6 | 1-0-5 | 0-5-2 | — | — | — | WL 1 |
| RABBIT | — | 0-1-1 | 0-2-2 | 0-3-2 | 0-4-2 | 0-5-0 | 0-5-0 | 0-5-0 | 0-4-7 | 0-3-0 | — | — | — | RABBIT |
| KEEL BOTTOM | — | 0-1-1 | 0-1-2 | 0-2-6 | 0-3-6 | 0-4-2 | 0-4-2 | 0-3-6 | 0-2-4 | 0-2-2 | 0-0-2 | — | — | KEEL BOTTOM |
| DIAG D' | — | 2-5-3 | 3-1-1 | 3-7-5 | 4-0-0 | 4-2-0 | 4-1-5 | 3-11-5 | 3-6-7 | 3-0-0 | 2-2-5 | 1-2-7 | — | DIAG D' |
| DIAG E' | — | 1-7-0 | 2-2-2 | 2-9-2 | 3-5-0 | 3-6-3 | 3-6-7 | 3-4-5 | 3-0-6 | 2-6-3 | 1-9-5 | 0-10-4 | — | DIAG E' |
| DIAG F' | — | 0-7-0 | 1-2-2 | 1-8-5 | 2-2-0 | 2-5-0 | 2-6-2 | 2-5-5 | 2-3-0 | 1-9-5 | 1-2-0 | 0-4-0 | — | DIAG F' |
| DIAG G' | — | — | 0-3-1 | 0-9-3 | 1-2-4 | 1-6-7 | 1-7-1 | 1-7-0 | 1-6-1 | 1-1-0 | 0-6-5 | — | — | DIAG G' |
| KEEL BOTTOM | — | — | 0-3-4 | 0-2-7 | 0-2-6 | 0-3-0 | 0-4-3 | 0-9-3 | 1-6-4 | AS ABOVE | AS ABOVE | AS ABOVE | — | KEEL BOTTOM |
| KEEL BOTTOM | — | — | 0-1-2 | 0-2-3 | 0-3-0 | 0-3-0 | 0-3-0 | 0-3-0 | 0-3-4 | AS ABOVE | AS ABOVE | AS ABOVE | — | KEEL BOTTOM |
| COAMING TOP | — | — | — | — | 1-1-0 | 1-0-6 | 1-0-4 | 0-11-4 | 0-10-0 | 0-8-4 | — | — | — | COAMING TOP |
| COAMING TOP | — | — | — | — | 1-8-4 | 1-8-0 | 1-6-5 | 1-5-0 | 1-2-0 | 0-11-0 | — | — | — | COAMING TOP |
| COAMING Z' | — | — | — | — | 3-3-3 | 3-5-2 | 3-6-0 | 3-4-7 | 3-2-3 | 2-9-0 | — | — | — | COAMING Z' |

LINE AND OFFSETS TO BE CHECKED BY LOFTING ON FIRST OFF



DISPLACEMENT CURVE



~ PRINCIPAL DIMENSIONS ~

| | | | |
|----------------------|-------|----------------------|------------|
| LENGTH OA | 20-0 | DRAUGHT WITH CB DOWN | 4-1/2 ~ 3" |
| LENGTH LWL | 17-0 | DRAUGHT WITH KEEL | 3-1/2 ~ 6" |
| BEAM MAX | 7-1/4 | DISPLACEMENT | 2-36 TONS |
| DRAUGHT WITH C.B. UP | 2-4" | THAMES MEASUREMENT | 3 TONS |

~ "THE YACHTING MONTHLY 3 TONNER" ~

DESIGNED BY A.H. BUCHANAN
FOR
THE YACHTING MONTHLY LTD
3-4 CLEMENTS INN, STRAND,
LONDON W.C.2

SCALE 1" = 1' FT



| | | | |
|-------------|-----------------------|--------|---|
| DRAWN | A.H. BUCHANAN | SHT NO | 1 |
| DATE | 5 JULY 1946 | | |
| APPROVED BY | Y.M.U.P. M. GRIFFITHS | | |
| TITLE | LINE AND OFFSETS | | |
| DRAWING NO | 109 | | |

